

AMPLIMESH® INSECT SCREEN



www.amplimesh.co.nz

Find your perfect Insect Screen Solution.



Venette Pleated Two Panel Retractable Screen Door (2C)

VENETTE™ PLEATED RETRACTABLE INSECT SCREEN DOORS

Your ultimate insect screen is a stylish architectural solution that opens the screening possibilities for your home. Robust and modern, Venette pleated screens can be custom made for single, double, bifold, and sliding doors, including multiple stacking doors with widths up to 5.8 metres.*

Elegant and easy to use, Venette glides smoothly, can be stopped in any position, and magnetically latches shut. The discrete 3mm guide installs flat to the ground, so there is no bottom channel or guide wires to trip on or step over.

Strong aluminium frames, high quality polyester pleated mesh, and Kevlar guide wires combine with exclusive, patented features to prevent the mesh from sagging.

*For widths of more than 5800mm speak to your installer

SPECIFICATIONS

MAXIMUM HEIGHT 3000mm

MIN HEIGHT 1020mm

MAXIMUM INDIVIDUAL PANEL WIDTH** (1E)

Low to Medium strength wind locations: Up to 1500mm. 1500mm to 2000mm (maximum width) requires a Centre Support Rod

High Wind strength locations: Up to 1000mm. 1000mm to 1500mm (maximum width) requires a Centre Support Rod

**Panel must be 300mm higher than the width

All other OPENING CONFIGURATIONS that are pictured below are multiple individual panel options, for example, 6C consists of 6 panels

FIXING Reveal fix or face fix with buildout

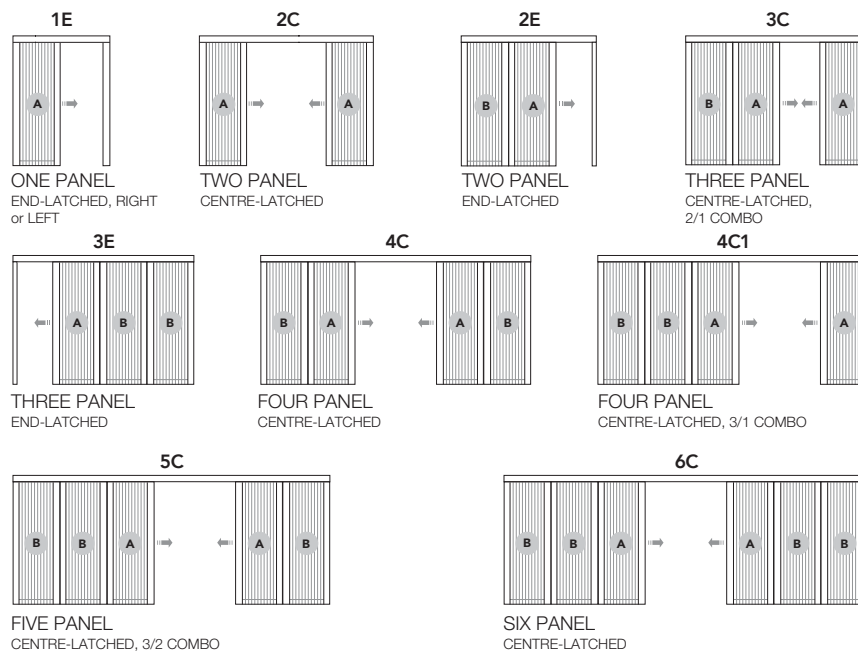
For all other configurations, please refer to the dealer for advice

CUSTOM COLOUR SELECTION

Dulux Duralloy® Plus powder coated in NZ to colour match existing joinery

CUSTOM MADE in New Zealand

OPENING CONFIGURATIONS




LEGEND

A END PANEL WITH MAGNETIC SEAL

B PANEL WITH CONNECTOR



Can be stopped in any position



Variety of configurations

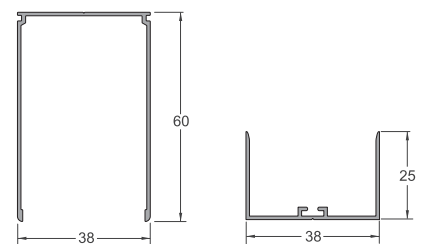


Low profile bottom guide



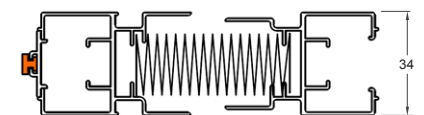
Support rods add strength

PLEATED SCREEN PART PROFILES

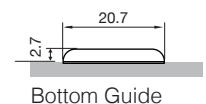


Top Profile

Side Profile



Cassette profiles with pleated fabric will vary depending on the finished width



Bottom Guide



Cicero One Panel Retractable Screen Door (1E)

CICERO™ RETRACTABLE INSECT SCREEN DOORS

New generation Cicero screens combine the best features of a retractable screen door with the benefits of a pleated mesh door. These innovative screens represent a breakthrough in retractable screen design, offering stylish, durable, and user-friendly screening solutions. Key features include integrated handles, full-length magnetic latching, and an adjustable rewinding mechanism for smooth operation when opening or stowing the doors away. Easy and effortless to use, Cicero screens feature a “caterpillar” track system, like that of the Venette pleated screen, which enables the screen to retract discreetly into the matching frame when not in use. The 5mm bottom guide is subtle and sufficiently low-profile to eliminate any tripping hazards or obstacles underfoot.

Cicero utilises a slim, flat black mesh with a highly transparent finish, in line with the most modern insect screens on the market. When fitted into the premium aluminium frame, the mesh is extremely stable and has the added benefit of UV resistance for the harsh NZ environment.

SPECIFICATIONS

MAX HEIGHT 2200mm

MIN HEIGHT 1020mm

MAX SINGLE PANEL WIDTH* (1E) 1800mm

MAX DOUBLE PANEL WIDTH* (2C) 3600mm

*Each panel must be 300mm higher than the width

FIXING Reveal fix or face fix with buildout

CUSTOM COLOUR SELECTION

Dulux Duralloy® Plus, colour match to existing joinery

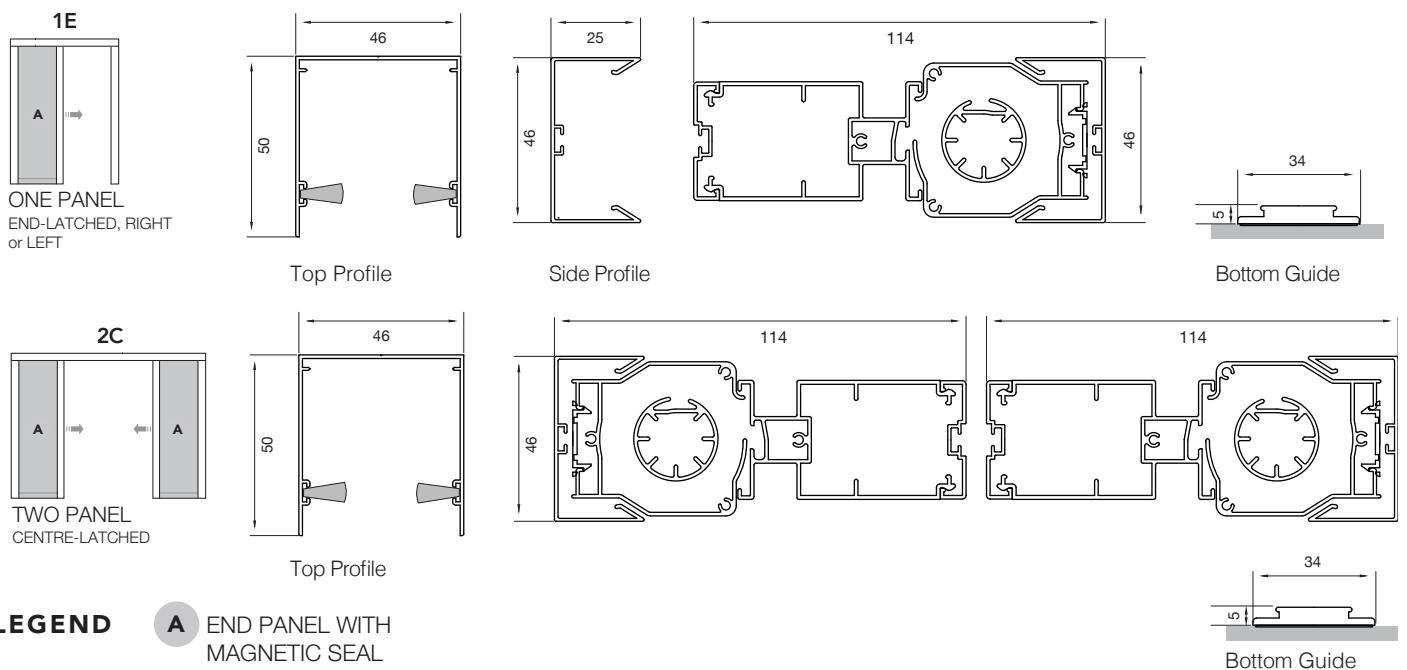
CUSTOM MADE in New Zealand



Cicero Two Panel Retractable Screen Door (2C)

No bottom channel

OPENING CONFIGURATIONS



DOOR SCREENS



GENIUS® RETRACTABLE INSECT SCREEN DOORS

Genius® is an Italian-designed retractable screen door. A clever way to keep insects and mosquitoes at bay, Genius® will roll into an attractive aluminium cassette when not in use and features a low profile 23mm aluminium bottom channel.

Other features include:

- Brake for safe and controlled retraction
- Full-length magnetic closing seals
- Blowout-resistant brush pile
- Two Cassette choices: 36mm or 46mm
- Double or single door configurations
- Optional full-length sturdy pull handle
- Similar vertical versions for windows (Page 11)

SPECIFICATIONS

SINGLE DOORS

MIN WIDTH	500mm
MAX WIDTH	S36 - 1450mm S46 - 1700mm

MIN HEIGHT	1000mm
MAX HEIGHT	2400mm

INSECT MESH	Fibreglass 18x16 Charcoal or optional Pet Resistant Mesh
--------------------	--

HARDWARE	Stainless Steel Spring, Viscodynamic Brake, Anti-Wind Pile
-----------------	--

COMPONENTS	Black
-------------------	-------

TOP GUIDE	30mm
------------------	------

BOTTOM GUIDE	23mm
---------------------	------

CUSTOM COLOUR SELECTION

Dulux Duralloy® Plus, colour match to existing joinery

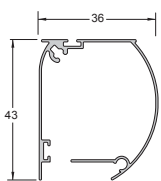
CUSTOM MADE in New Zealand

DOUBLE DOORS

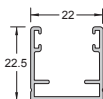
MIN WIDTH	1000mm
MAX WIDTH	S36 - 2900mm S46 - 3400mm

MIN HEIGHT	1000mm
MAX HEIGHT	2400mm

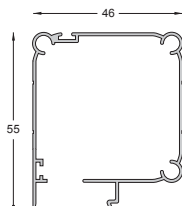
CHOICE OF TWO HEADBOX SERIES



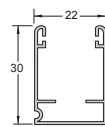
Series 36mm Headbox for smaller openings



Bottom guide



Series 46mm Headbox for larger openings



Side/Top guide



Viscodynamic brake



Expandable mesh - safety feature



VALENTIA™ SLIDING INSECT SCREEN DOORS

Sliding insect screen doors are lightweight and economical, ideal for screening either aluminium or timber sliding door joinery. The low installation depth of the external tracks makes them neat and versatile.

Valentia is the preferred insect screen solution for applications where wind gusts can be a problem for other types of screens. A combination of strong aluminium corners and non-visible adjustable nylon bottom rollers make for a sturdy and smooth sliding insect screen. A slim-line matching vision rail helps prevent children from accidentally running into the screen and powder coated aluminium frames can be colour-matched to your existing joinery. Infill options include pet-resistant mesh and Look Out™ One Way Vision Mesh.

SPECIFICATIONS

MAX HEIGHT	2100mm
MAX WIDTH	1300mm
INSECT MESH	Fibreglass 17x14 Charcoal or optional Pet Resistant or Look Out™ One Way Vision Mesh
COLOURS	Standard colour selection, Powder Coated Arctic White, Anodised Silver, and Anodised Bronze*

CUSTOM COLOUR SELECTION

Dulux Duralloy® Plus, colour match to existing joinery

CUSTOM MADE in New Zealand

*Surcharge applies



VALENTIA™ HINGED INSECT SCREEN DOORS

Like the sliding version, Valentia hinged insect screen doors also offer a simple and convenient screening solution for both aluminium and timber doors and are great options for use in high-wind gust areas.

A matching vision rail helps prevent children from accidentally running into the screen and a choice of either locking or non-locking pull handles can be colour matched, along with the frame, to existing joinery. Automatic closing is a popular choice through the addition of an optional pneumatic door closer. Other options include a bottom kick rail to protect the mesh from accidental damage, One Way Vision Mesh, and pet-resistant mesh.

SPECIFICATIONS

MAX HEIGHT	2100mm
MAX WIDTH	1100mm
INSECT MESH	Fibreglass 17x14 Charcoal or optional Pet Resistant or Look Out™ One Way Vision Mesh
COLOURS	Standard colour selection, Powder Coated Arctic White, Anodised Silver, and Anodised Bronze*

CUSTOM COLOUR SELECTION

Dulux Duralloy® Plus, colour match to existing joinery

CUSTOM MADE in New Zealand

VENETTE™ PLEATED INSECT SCREEN WINDOWS

Venette pleated window screens are the perfect choice to complement your pleated retractable sliding door screens. Due to the increasing popularity of pleated mesh insect screens a choice of vertical or horizontal opening window screens are now available.

Featuring the same black pleated mesh as the Venette retractable door screens, Venette window screens are unobtrusive when in use and stow away neatly when no longer needed. Side, top and bottom guides with Kevlar wires and the hidden tension system retain the pleated mesh within the screen rails. Integrated nylon runners at the end of the bottom rails, ensure the screen is smooth and easy to operate.

Vertical and horizontal Venette window screens use an ergonomic handle, integrated into the bottom or side frames, for easy opening and closing. Horizontal opening screens have a unique centralised operation, allowing these to be opened from either side (left or right of the centre) and stopped in any position. They are ideal for large, wide windows that need the flexibility of a screen that can be operated from any position.

Venette window insect screen top/side guides, and handle rails are all powder coated in New Zealand, to match your existing joinery.

SPECIFICATIONS

VERTICAL WINDOWS (1V)

MIN WIDTH 500mm **MAX WIDTH** 1200mm (500mm–1800mm high)
1800mm (500mm–1000mm high)

MIN HEIGHT 500mm **MAX HEIGHT** 1800mm

HORIZONTAL WINDOWS (1D)*

MIN WIDTH 1000mm **MAX WIDTH** 3000mm

MIN HEIGHT 720mm **MAX HEIGHT** 1300mm

HEADRAIL & SIDE GUIDES 35mm


HEADRAIL CAPS & RAIL GUIDES Black Nylon

BOTTOM GUIDE 5mm (standard PC Black)

CUSTOM COLOUR SELECTION

Dulux Duralloy® Plus, colour match to existing joinery

CUSTOM MADE in New Zealand

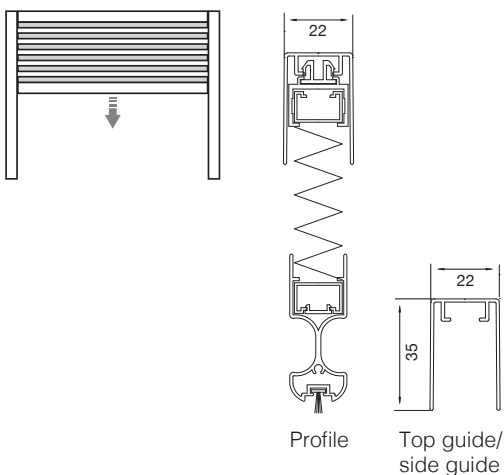


Integrated runners

Slim frame finish

OPENING CONFIGURATIONS

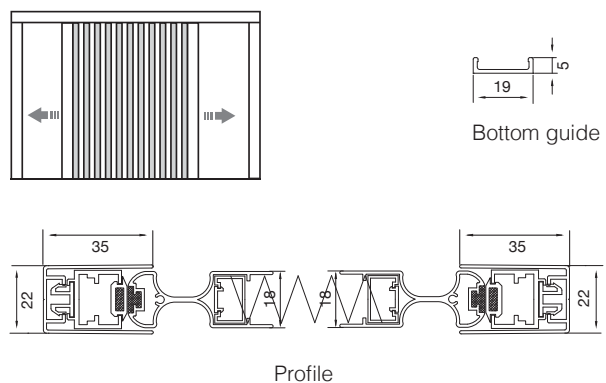
1V VERTICAL OPENING



Profile

Top guide/
side guide

1D HORIZONTAL CENTRALISED OPENING



Bottom guide

Profile

*Not suitable for High Wind Zones

MAGNETIC INSECT WINDOW SCREENS

Magnetic insect screens with their magnetic “snap shut” action present an economical and versatile screen option.

Custom-made in NZ and installed with a decorative cover strip that matches your existing joinery. Convenient pull tab handles help prevent screen damage when opening or closing your windows.

SPECIFICATIONS

- MAX SIZE** 1.0 square metre
- INSECT MESH** Fibreglass 17x14 Black
- FIXING** Genuine 3M™ VHB™ Acrylic Tape
- COLOURS** Black, Brown, Grey, Off White, White, New Denim Blue, Ironsand, Karaka, and Titania

CUSTOM COLOUR SELECTION

Colour match to existing joinery

CUSTOM MADE in New Zealand



ALUMINIUM FRAME INSECT WINDOW SCREENS



Removable Hinge



Turnbuckle on removable hinged screen

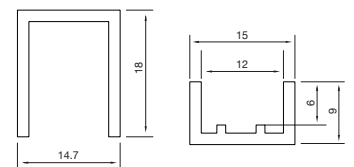
HINGED INSECT WINDOW SCREENS

Hinged Insect Screen windows can be removed easily; through the use of an optional two-piece hinging system, making cleaning and winter storage straight forward.

A mohair seal protects joinery and prevents insects from getting in between little gaps.

SLIDING INSECT WINDOW SCREENS

Sliding Insect Screen windows are effortless to open and close and can be simply removed if not required. Ideal for fitting to aluminium or timber joinery.



SPECIFICATIONS

- MAX SIZE** 1.5 square metre
- INSECT MESH** Fibreglass 17x14 Charcoal
- COLOURS** Standard colour selection: Powder coated White, Anodised Silver, and Anodised Bronze*

CUSTOM COLOUR SELECTION

Dulux Duralloy® Plus, colour match to existing joinery

CUSTOM MADE in New Zealand



Sliding Insect Window Screens

*Surcharge applies



GENIUS® RETRACTABLE INSECT SCREEN WINDOWS

Complement your Genius® retractable door with a similar window system. Retractable window screens are fitted with an attractive, matching headbox, allowing the insect screen to be rolled away neatly, when not required. With a choice of two head box systems, (36mm or 46mm) Genius® retractable window screens combine modern Italian design with durable functionality.

A patented viscodynamic brake is provided as a standard feature on all our retractable window screens to prevent the screen from snapping shut during retraction. A mohair seal along the bottom rail prevents damage to the windowsill. The head box, side channels and bottom rail are all powder coated here in New Zealand to match existing window joinery.

SPECIFICATIONS

MIN WIDTH	500mm
MAX WIDTH	S36 - 1450mm, S46 - 1800mm
MIN HEIGHT	500mm
MAX HEIGHT	S36 - 1450mm, S46 - 2600mm
SIDE GUIDES	30mm
ORIENTATION	Vertical
COMPONENTS	Black

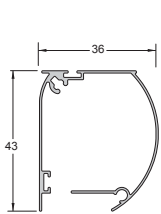
CUSTOM COLOUR SELECTION

Dulux Duralloy® Plus, colour match to existing joinery

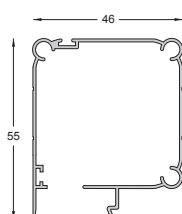
CUSTOM MADE in New Zealand



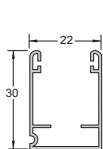
CHOICE OF TWO HEADBOX SERIES



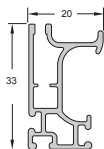
Series 36mm Headbox for smaller openings



Series 46mm Headbox for larger openings



Side guide




Sliding handle bar



Viscodynamic brake



Fully Retracted Screen



Fully Closed Screen

10

REASONS TO CHOOSE AN AMPLIMESH INSECT SCREEN

- 1 ENJOY YOUR HOME MORE IN SUMMER**
Open your home to let fresh air in without dirty, annoying insects
- 2 CUSTOM MADE PROTECTION**
Custom made to fit your window and door joinery exactly, from a wide choice of colours and configurations
- 3 DURABLE AND ENVIRONMENTALLY FRIENDLY**
Quality NZ made screens for years of chemical free insect protection
- 4 EASY CLEAN AND EASY CARE**
Durable, hard-wearing, and easily cleaned materials ensure a long-lasting product
- 5 INNOVATIVE PROTECTION**
Advanced and patented insect protection with proven effectiveness based on multiple worldwide installations
- 6 TIMELESS DESIGN**
Unobtrusive, elegant top quality materials
- 7 EXPERT SERVICE AND INSTALLATION**
A wide range of screen options allied with expert advice will ensure the right screen solution is selected for the situation
- 8 VALUE FOR MONEY**
Efficient local NZ manufacture and installation leveraging decades of experience
- 9 QUALITY FROM THE MARKET LEADER**
Amplimesh screens are sourced from Juralco, NZ largest supplier of insect screen systems
- 10 5 YEAR WARRANTY***
On aluminium, labour and parts (excluding mesh)



To guarantee customer satisfaction and meet a high standard of quality Juralco Aluminium Systems are only available from the most highly qualified tradesmen. Authorised Amplimesh dealers are licenced to supply genuine Amplimesh Insect Screen Products. You can refer to the address here and be confident that you will have a service that matches the Amplimesh product quality.

The products in this brochure are the subject of intellectual property protection. All brands are either trademarks of Juralco Aluminium Building Products Ltd or used under licence.

*For warranty terms and conditions see www.amplimesh.co.nz/warranty/



Available from:

Authorised Dealer